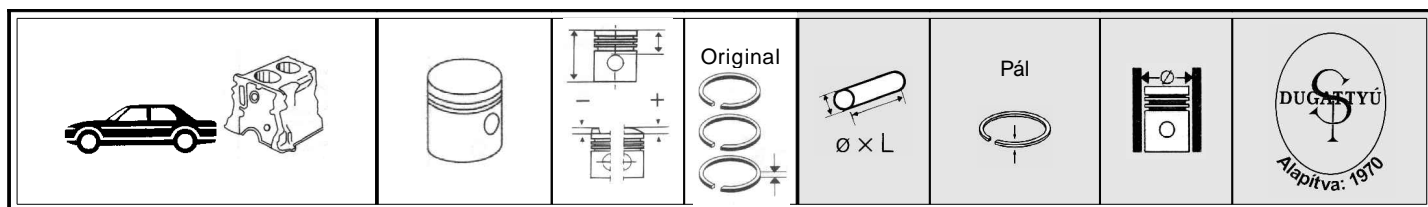


BMW

cm³	∅	Motor	Cylinder	Index
1573	84,0	Benzin	4	7
1573	84,0	Benzin	4	8
1766	89,0	Benzin	4	10
1766	89,0	Benzin	4	11
1766	89,0	Benzin	4	12
1767	89,0	Benzin	4	13
1990	80,0	Benzin	6	1
1990	80,0	Benzin	6	2
1990	80,0	Benzin	6	3
1990	89,0	Benzin	4	14
1990	89,0	Benzin	4	15
2315	80,0	Benzin	6	4
2315	80,0	Benzin	6	5
2443	80,0	Diesel	6	6
2694	84,0	Benzin	6	9
3453	93,4	Benzin	6	16



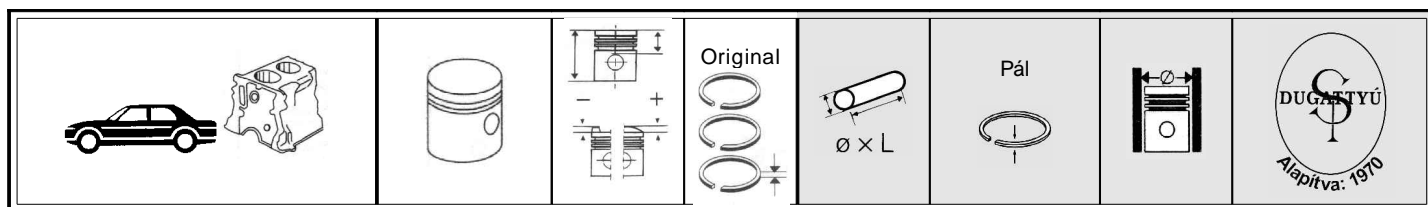
BMW M 20B20L/M/V 1990 cm ³ benzin 1977- 320i 86 1977- 520i 81	1 6 80,0 	67,0 32,4 +2,1 -1,3	1,5 2 3,5	22x61	1,5-2-3,5 1,5-2-3,5 1,5-2-3,947	Ø80,0 Ø80,5 Ø80,6	04427 04429 04842

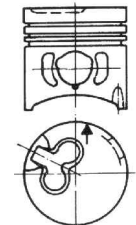
BMW M 20B20K 1990 cm ³ benzin 1981- 320i, 520i 88	2 6 80,0 	68,5 32,4 +3,3 -1,3	1,5 2 3,5	22x61	1,5-2-3,5 1,5-2-3,5 1,5-2-3,947 1,5-1,75-3	Ø80,0 Ø80,5 Ø80,6 Ø81,0	01141 01143 04844 01145

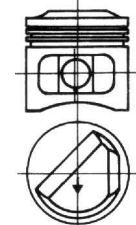
BMW M 20B20M1.Z7 1990 cm ³ benzin 1986- 320i 92 1986- 520i 91	3 6 80,0 	69,2 32,4 +0,8	1,5 2 3,5	22x61	1,5-2-3,5 1,5-2-3,5 1,5-2-3,947	Ø80,0 Ø80,5 Ø80,6	06787 6787-5011 04638

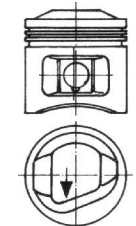
BMW M 20B23E 2315 cm ³ benzin 1977- 323i 82	4 6 80,0 	69,25 26,8 -1,1	1,5 2 3,5	22x61	1,5-2-3,5 1,5-2-3,5	Ø80,0 Ø80,5	01103 01105

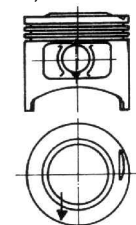
BMW M 20B23L/K 2315 cm ³ benzin 1982- 323i 85	5 6 80,0 	71,3 26,8 +0,7 -1,1	1,5 2 3,5	22x61	1,5-2-3,5 1,5-2-3,5	Ø80,0 Ø80,5	T05197 T05199

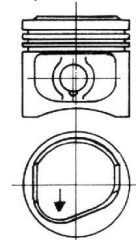


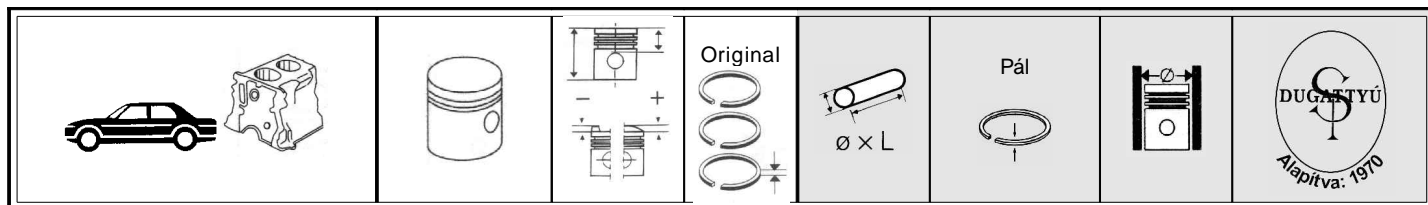
BMW M 21D24W 2443 cm ³ diesel 1983- 324 d, 524 d	6 6 80,0		76,3	T2,5	26x69	2-2-3	Ø80,0	01365 01367 01369
			33,4	2		2-2-3	Ø80,5	
			-2,0	3,5		2-2-3	Ø81,0	

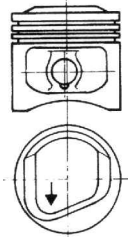
BMW M 10B16, E21 1573 cm ³ benzin 1975- 316 80	7 4 84,0		84,7	1,75	22x69	1,5-2-3,947	Ø84,0	04846 06699 04848
			35,7	2		1,5-2-3,947	Ø84,4	
			+6,0	4		1,5-2-3,947	Ø84,6	

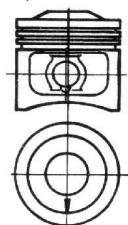
BMW M 10B16V 1573 cm ³ benzin 1981- 315 83	8 4 84,0		86,3	1,75	22x65	1,5-2-3,947	Ø84,0	05611 06785
			36,15	2		1,5-2-3,947	Ø84,6	
			+7,2	4		1,5-2-3,947		

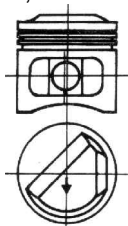
BMW M 20B27ME.E 2694 cm ³ benzin 1983- 525e 85	9 6 84,0		78,35	1,5	22x58	1,5-2-3,947	Ø84,0	05532 05534 8120
			24,7	2		1,5-2-3,947	Ø84,4	
			+0,65	4		1,5-2-3,947	Ø84,6	

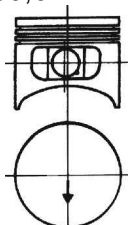
BMW M 10B18LE 1766 cm ³ benzin 1985- 318i 88	10 4 89,0		80,6	1,75	22x62	1,75-2-4	Ø89,0	06795 05213
			36,1	2		1,75-2-4	Ø89,5	
			+1,5	4				

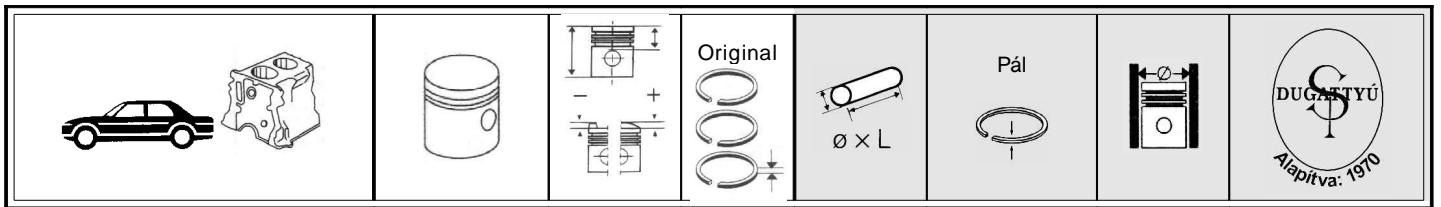


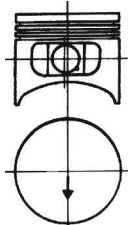
BMW M 10B18L.U/E 1766 cm ³ benzin 1981- 316i 83 1983- 318i 87 1985- 518i 87	11 4 89,0		83,9	1,75	22x72	1,75-2-4 1,75-2-4	Ø89,0 Ø89,5	06793 04945
			36,1 +4,8	2 4				

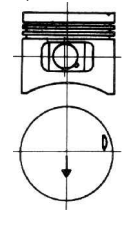
BMW M 10B18L.U 1766 cm ³ benzin 1979- 320i 85	12 4 89,0		86,0	1,75	22x58	1,75-2-4 1,75-2-4	Ø89,0 Ø89,5	04941 04943
			36,1 +6,9	2 4				

BMW M 10B18 1767 cm ³ benzin 1975- 318 80 1975- 518 80	13 4 89,0		81,7	1,75	22x69 22x69 22x72	1,75-2-4 1,75-2-4 1,75-2-4	Ø89,0 Ø89,5 Ø90,0	04551 04553 04555
			35,9 +2,8	2 4				

BMW 1990 cm ³ benzin 1965- 2000, 2002 75	14 4 89,0		80,3	1,75	22x72	1,75-2-4 1,75-2-4	Ø89,0 Ø89,5	01377 01379
			31,3	2 4				



BMW M 10B20 1990 cm ³ benzin 1975- 320 77 1976- 320i 79	15	4 89,0 	80,2 31,2	1,75 2 4	22x72	1,75-2-4 1,75-2-4	Ø89,0 Ø89,5	06191 06193

BMW M 30B35L 3453 cm ³ benzin 1978- 635 CSi 83 1979- 535i 81 735i 1979- 83	16	6 93,4 	73,0 30,0	1,75 2,5 4	22x72	1,75-2,5-4 2-2-4	Ø93,4 Ø94,0	T8200 T8202