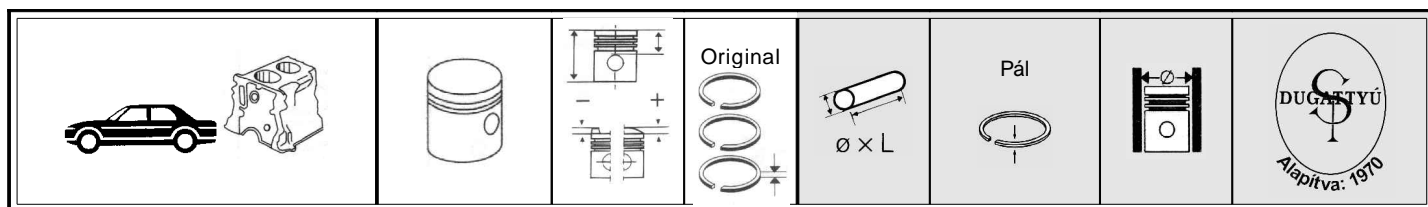


HONDA

cm³	Ø	Motor	Cylinder	Index
1169	70,0	Benzin	4	1
1335	72,0	Benzin	4	2
1342	74,0	Benzin	4	3
1343	75,0	Benzin	4	6
1488	74,0	Benzin	4	4
1493	75,0	Benzin	4	7
1590	75,0	Benzin	4	8
1590	75,0	Benzin	4	9
1599	74,0	Benzin	4	5
1602	77,0	Benzin	4	10
1751	77,0	Benzin	4	10
1829	80,0	Benzin	4	11
1829	80,0	Benzin	4	12
1834	81,0	Benzin	4	13
1958	81,0	Benzin	4	14
2156	85,0	Benzin	4	15



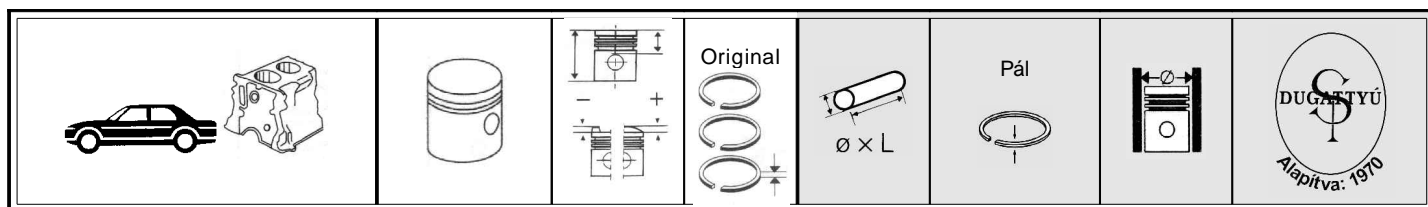
HONDA EB 1169 cm ³ benzin 1972- Civic 81	1	4 70,0 	60,0 19,0 +2,8	1,5 1,5 2,8	17x62	1,5-1,5- 2,8 1,5-1,5-3	Ø70,0 Ø70,4	07211 06009

HONDA EJ/EN 1335 cm ³ benzin 1978- Civic 83 1982- Ballade 83	2	4 72,0 	58,0 19,05 +3,4	1,5 1,5 4	17x62	1,5-2-4 1,5-2-4	Ø72,0 Ø72,5	07008 01181

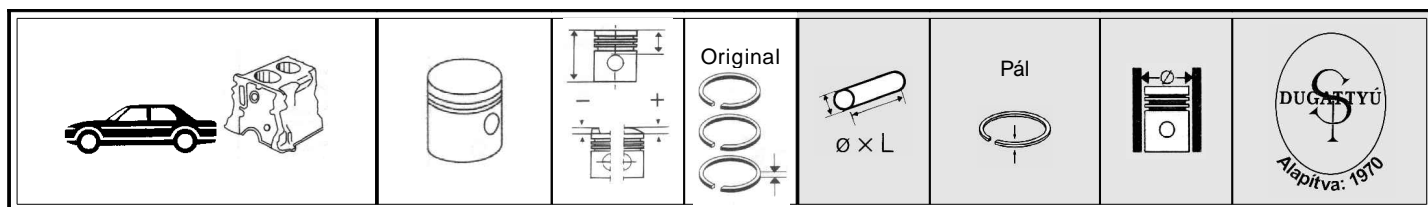
HONDA EV 1342 cm ³ benzin 1984- Civic 87	3	4 74,0 	58,8 20,0 -3,45	1,5 1,5 4	19x56	1,6-2-4 1,6-2-4 1,75-2-4	Ø74,0 Ø74,5 Ø75,0	01832 01834 01836

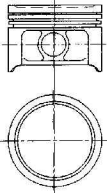
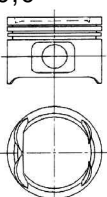
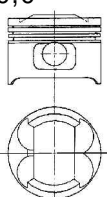
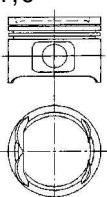
HONDA EW2 1488 cm ³ benzin 1984- Civic, Integra 87	4	4 74,0 	58,8 20,0 -2,5	1,5 1,5 4	19x62	1,6-2-4 1,6-2-4 1,75-2-4	Ø74,0 Ø74,5 Ø75,0	07239 05929 07241

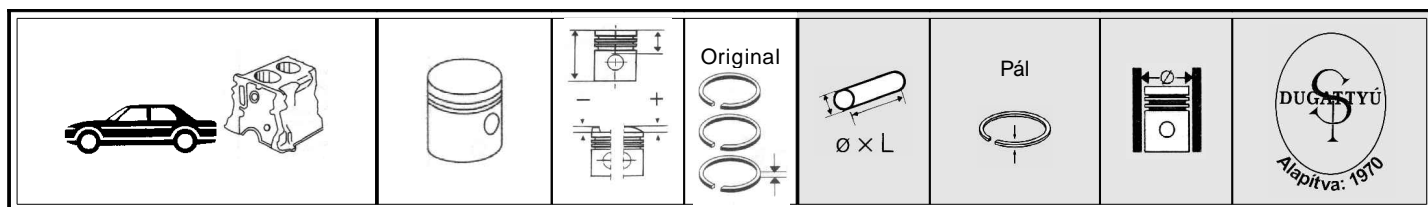
HONDA EF 1599 cm ³ benzin 1976- Accord 78	5	4 74,0 	57,0 19,1 -2,5	1,5 1,5 4	17x62	1,2-1,5- 2,8 1,75-2-4 1,75-2-4	Ø74,0 Ø74,5 Ø75,0	01838 01840 01842

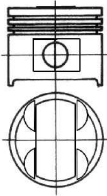


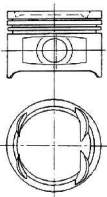
		6	4 75,0							
HONDA D 13 B2 1343 cm ³ benzin				60,8 21,2 +2,4	1,2 1,5 2,8	19x56	1,75-2-3 1,5-1,5-3	Ø75,0 Ø75,5	8042 8044	
1987- Civic 16V 90										
HONDA D 15 B 1493 cm ³ benzin		7	4 75,0	61,0 21,3	1,2 1,5 2,8	19x56	1,75-2-3 1,75-2-3	Ø75,0 Ø75,5	8024 8026	
1987- Civic 93										
HONDA D 16 A/Z 1590 cm ³ benzin		8	4 75,0	59,0 19,8 -0,9	1,2 1,5 2,8	19x56	1,75-2-3 1,5-1,5-3	Ø75,0 Ø75,5	8062 8064	
1988- Civic 16V, 91 Concerto, CRX, Integra										
HONDA ZC1, ZV 1590 cm ³ benzin 16V		9	4 75,0	59,0 19,6 +3,4	1,2 1,5 2,8	19x65	1,2-1,5- 2,8 1,5-1,5- 2,5	Ø75,0 Ø75,5	8358-0011 8358-5031	
Civic, CRX Integra										



<p>HONDA EP 1602 cm³ benzin</p> <p>1978- Accord 85 1979- Prelude 85 1980- Quintet 85</p> <p>EK 1751 cm³ benzin</p> <p>1978- Accord, Prelude 83</p>	<p>10</p>	<p>4 77,0</p> 	<p>62,5 18,6 -0,9</p>	<p>1,5 1,5 4</p>	<p>18x63</p>	<p>1,5-2- 3,947 1,5-2- 3,947 1,5-2- 3,947</p>	<p>Ø77,0 Ø77,4 Ø77,6</p>	<p>05656 05658 05660</p>
<p>HONDA ET 1829 cm³ benzin</p> <p>1983- Prelude 1984- Accord</p>	<p>11</p>	<p>4 80,0</p> 	<p>65,3 19,8 -2,2 -3,3 -1,3</p>	<p>1,5 1,5 4</p>	<p>20x63</p>	<p>1,5-2- 3,947 1,5-1,75-3 1,5-1,75-3</p>	<p>Ø80,0 Ø80,5 Ø81,0</p>	<p>T07326 T07328 T8198</p>
<p>HONDA A18A 1829 cm³ benzin</p> <p>1985- Accord</p>	<p>12</p>	<p>4 80,0</p> 	<p>65,5 19,6 +1,5</p>	<p>1,5 1,5 4</p>	<p>20x62</p>	<p>1,5-2- 3,947 1,5-2- 3,947</p>	<p>Ø80,0 Ø80,4</p>	<p>07237 05017</p>
<p>HONDA B18A 1834 cm³ benzin</p> <p>1985- Accord, Prelude</p>	<p>13</p>	<p>4 81,0</p> 	<p>65,5 19,8 -2,0</p>	<p>1,2 1,5 2,8</p>	<p>20x63</p>	<p>1,5-1,75-3 1,5-1,75-3</p>	<p>Ø81,0 Ø81,5</p>	<p>06242 02510</p>



HONDA B20A 1958 cm ³ benzin 1985- Prelude 91	14	4 81,0 	65,0 19,5 +0,5	1,2 1,5 2,8	22x61	1,5-1,75-3 1,5-1,75-3	Ø81,0 Ø81,5	07235 04387

HONDA F22A 2156 cm ³ benzin 1989- Accord, Prelude 95	15	4 85,0 	65,5 19,6 -1,4	1,2 1,2 2,8	22x65	1,5-1,5-3	Ø85,0 Ø85,5 Ø86,0	8190 8192 8194