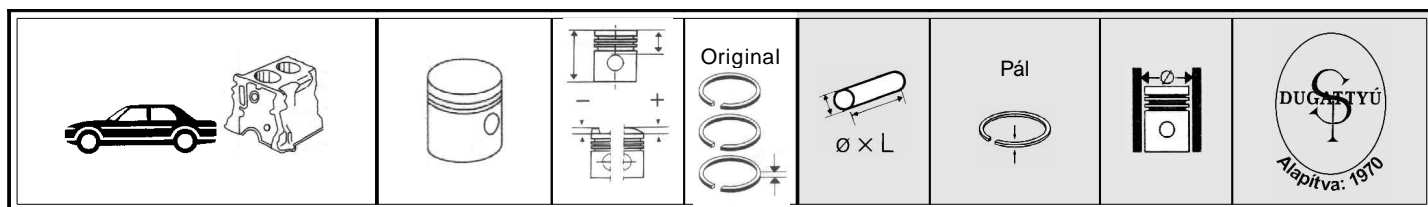
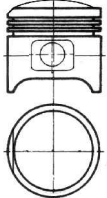
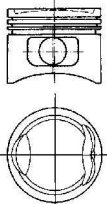


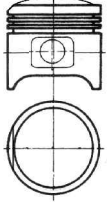
MAZDA

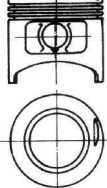
cm ³	Ø	Motor	Cylinder	Index
985	70,0	Benzin	4	1
1272	73,0	Benzin	4	3
1296	77,0	Benzin	4	4
1323	71,0	Benzin	4	2
1415	77,0	Benzin	4	5
1490	77,0	Benzin	4	6
1490	77,0	Benzin	4	7
1586	78,0	Benzin	4	8
1586	78,0	Benzin	4	9
1587	81,0	Benzin	4	16
1597	78,0	Benzin	4	10
1597	78,0	Benzin	4	11
1597	78,0	Benzin Turbo	4	12
1720	78,0	Diesel	4	13
1796	78,0	Benzin	4	14
1970	80,0	Benzin	4	15
1991	83,0	Benzin	4	17
1998	86,0	Benzin	4	18
1998	86,0	Diesel	4	20
2184	86,0	Benzin	4	19
2184	86,0	Diesel	4	20

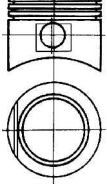


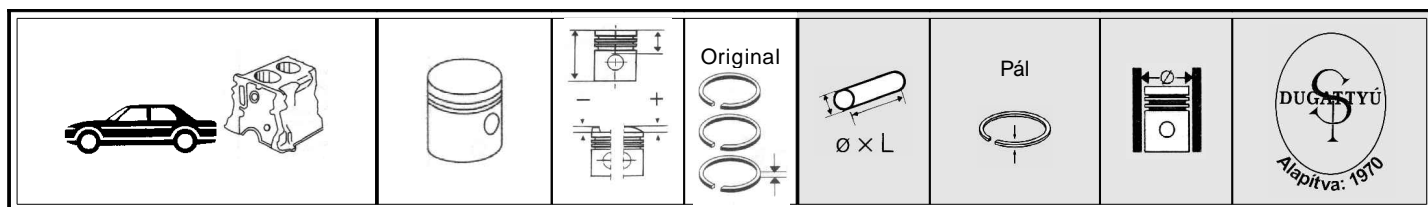
MAZDA PC 985 cm ³ benzin 1970- 1978 Familia, Presto	1	4	 70,0	62,0 19,0 +5,5 perem: 5,0	2 2 4	20x59	1,5-1,5-3 1,5-1,5-3	Ø70,0 Ø70,5	06697 01224

MAZDA B3 1323 cm ³ benzin 1987- 1990 121 Hatch	2	4	 71,0	60,0 18,8 -1,7	1,2 1,5 3	20x57	1,2-1,5-3 1,75-2-4 1,5-1,5-4	Ø71,0 Ø71,5 Ø72,0	4010-0011 4010-5011 04010

MAZDA TC 1272 cm ³ benzin 1977- 1978 86 323 E-1300 PickUp	3	4	 73,0	64,35 21,0 +1,4	2 2 4	20x63	1,75-2-4 1,5-2-4	Ø73,0 Ø73,5	04465 04467

MAZDA E3 1296 cm ³ benzin 1980- 1987 323,	4	4	 77,0	61,8 19,0 +0,8 -2,2	1,5 2 4	20x65	1,75-2-3 1,75-2-3 2-2-3	Ø77,0 Ø77,5 Ø78,0	4306-0031 4306-5031 4306-1031

MAZDA UC 1415 cm ³ benzin 1979- 1981 323, Bongo	5	4	 77,0	59,0 21,0 -1,0 perem: 8,0	1,5 1,5 4	20x65	1,75-2-3 1,75-2-3 2-2-3	Ø77,0 Ø77,5 Ø78,0	T07273 T01234 T8164



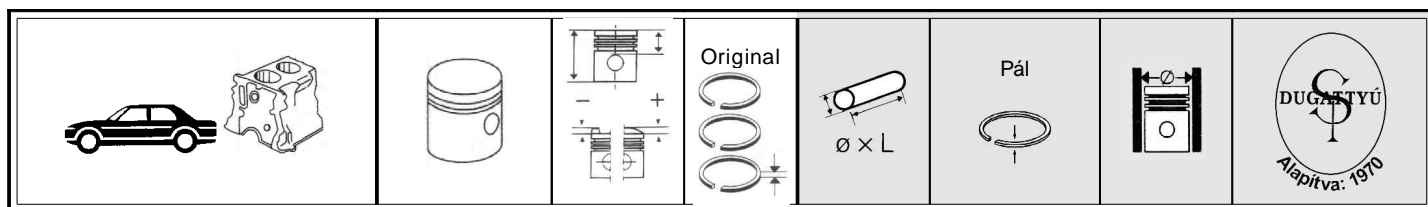
MAZDA E5 1490 cm ³ benzin	6	4 77,0		61,0 18,9 -2,3	1,5 2 4	20x65	1,75-2-3 1,75-2-3	Ø77,0 Ø77,5	06683 06685

MAZDA E5 1490 cm ³ benzin	7	4 77,0		61,0 19,0	1,5 2 4	20x65	1,75-2-3 1,75-2-3 2-2-3	Ø77,0 Ø77,5 Ø78,0	1226-0011 1226-5011 1226-1011

MAZDA NA 1586 cm ³ benzin	8	4 78,0		78,15 27,5 +2,75	1,5 1,5 4	22x65	2-2-3 2-2-3 1,5-2-3,947	Ø78,0 Ø78,5 Ø79,0	07038 07040 01240

MAZDA NA 1586 cm ³ benzin	9	4 78,0		78,2 28,5 +2,75 perem: 8,0	1,5 2 4	20x65	2-2-3 2-2-3 1,5-2-3,947	Ø78,0 Ø78,5 Ø79,0	03670 03672 01242

MAZDA B6 SOHC 8V 1597 cm ³ benzin	10	4 78,0		63,0 22,0 -2,0	1,5 1,5 4	20x61	2-2-3 2-2-3	Ø78,0 Ø78,5	04437 04439

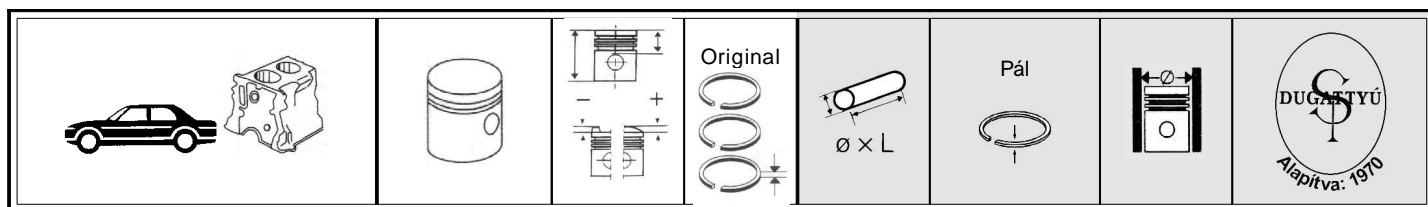


MAZDA B6 SOHC 16V 1597 cm ³ benzin	11	4 78,0		63,0	1,5	20x61	2-2-3	Ø78,0	07279
				22,5					
1989- 323 92				-4,7	3		1,2-1,5-3	Ø79,0	07281 07283

MAZDA B6D 1597 cm ³ benzin turbo	12	4 78,0		63,8	1,5	20x59	2-2-3	Ø78,0	8345-0031
				22,4					
Familia Turbo 323 GTX Turbo Xedox 6, MX5				-5,7	3				8345-5031

MAZDA PN 1720 cm ³ diesel	12	4 78,0		71,5	2	25x63,5	2-2-3	Ø78,0	7002-0031
				29,0					
1987- Familia 94 1986- 323 94				-1,9	3		T2,5-2-3 2-1,5-3	Ø78,6 Ø79,0	7002-5031 7002-6031 7002-1031

MAZDA VB 1796 cm ³ benzin	13	4 78,0		66,5	1,5	20x65	2-2-3	Ø78,0	07275
				22,0					
1969- 929, E2000, 78 1600, B1800, Luce, 121				+3,7	4		1,5-2- 3,947	Ø79,0	05613 05893



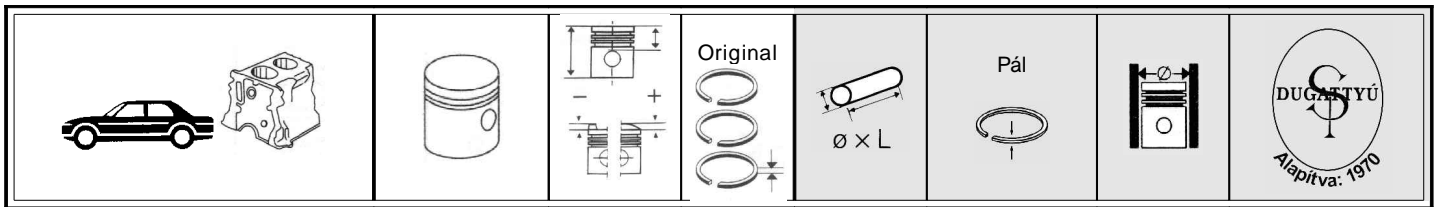
MAZDA MA 1970 cm ³ benzin	14	4 80,0		74,5 26,5	1,5 2 4	20x65	1,5-2- 3,947 2-2-3 1,5-2- 3,947 1,5-1,75-3	Ø80,0 Ø80,5 Ø80,6 Ø81,0	06270 02610 01244 05927

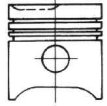
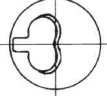
MAZDA F6 1587 cm ³ benzin	15	4 81,0		64,5 23,3 +4,9	1,5 1,5 4	22x67	1,5-1,75-3 1,5-1,75-3 1,5-2- 3,947	Ø81,0 Ø81,5 Ø82,0	07277 04937 04939

MAZDA FS 1991 cm ³ benzin	16	4 83,0		53,8 20,5 -7,5 -4,5 -5,7	1,2 1,5 3	19x59	1,5-1,5- 2,8 1,5-1,5- 2,8	Ø83,0 Ø83,5	07306 07308

MAZDA FE 1998 cm ³ benzin	17	4 86,0		69,5 23,0 -2,6	1,5 1,5 4	22x67	1,5-1,5-4 1,5-1,5-4 2-2-4	Ø86,0 Ø86,5 Ø87,0	1247-0011 1247-5011 1247-1031

MAZDA F2 2184 cm ³ benzin	18	4 86,0		68,0 23,0 +3,0 -3,0 -2,5	1,5 1,5 4	22x67	2-2-4 2-2-4	Ø86,0 Ø86,5	01246 03647



MAZDA RF 1998 cm ³ diesel 1982- 626, Bongo	19	4 86,0		86,3 34,8 -1,6	2 2 4	25x68	2-2-4 2-2-4 2-2-4 2-2-4	Ø86,0 Ø86,5 Ø87,0 Ø87,5	1977-0011 1977-5011 1977-1011 1977-1511
									
R2 2184 cm ³ diesel 1984- B2200, E2200									